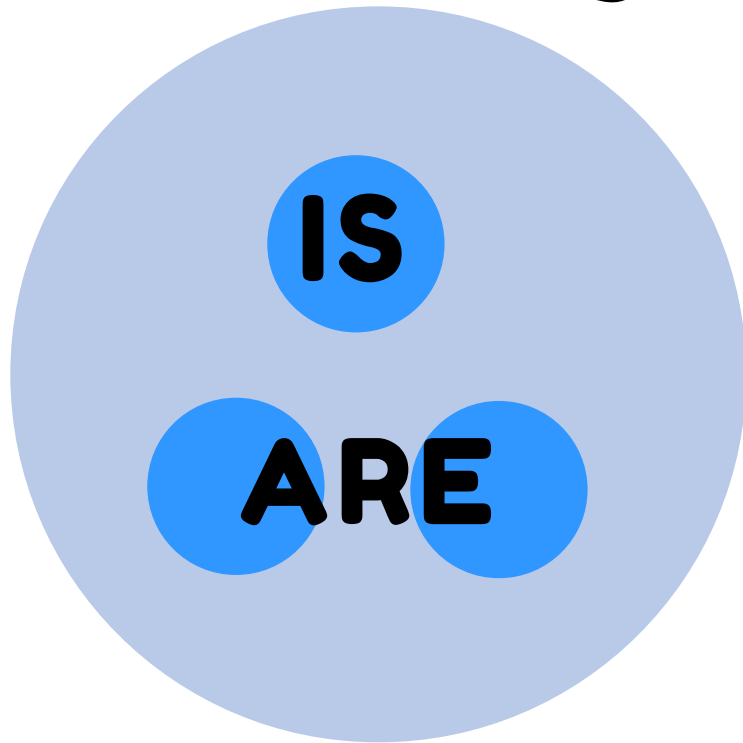


CARDS



GRAMMAR

THERE IS
THERE ARE

Bonus Cards

How To Play

First print the cards on cardstock and cut them out. I suggest that you laminate them for more durability. You can do the same with the there is/there are signs you will find on the following pages.

Now it's time to play! Here are two ideas for how you could use the cards. The first one is a fun and engaging classroom activity, while the second idea can be adapted to be played at home as well as in the classroom. I would love to know how you end up using it!

GAME ONE

Group Game

Materials.

There is/There are signs.

Two sets of cards.

How to play instructions

Divide the class into two teams and put them into two lines.

Each team has a set of cards (mark one set of cards to distinguish between each team's set).

When you say go, the first kid (for both teams) runs to the board and puts it on the correct side of the chart (there is or there are depending on the card).

Bonus Cards

How To Play

After they have done this, they run back to their team and tag in the next in line.

When the first kid has returned and tagged another teammate, he or she repeats the process.

When both teams have put all their cards on the board, you check if they are in the correct place.

The team with the most correct answers wins.

If both teams have the same amount of correct answers, the team that finished first wins.

GAME TWO

Individual game

Materials

There is/There are signs

One set of cards

How to play instructions

Show the kids the cards and get them to say the word out loud.

The kids take it in turns to go up to the board and stick the card on the correct side of the chart. (There is/There are depending on the card).

If you are a parent, you can adapt this game to play it at home.

**CUT OUT AND
PASTE ON THE
BOARD OR WALL**

THERE ARE

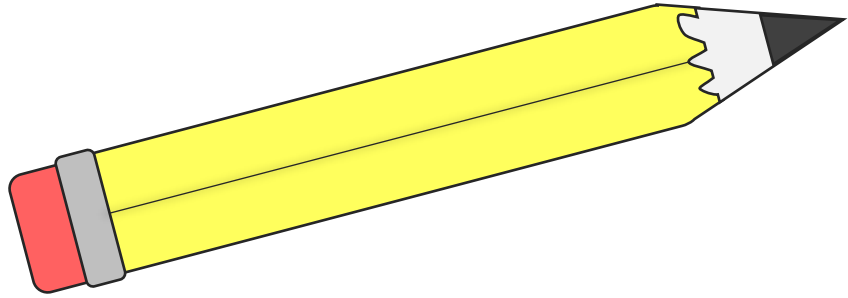
**CUT OUT AND
PASTE ON THE
BOARD OR WALL**

THERE IS

THERE IS OR THERE ARE GRAMMAR CARDS

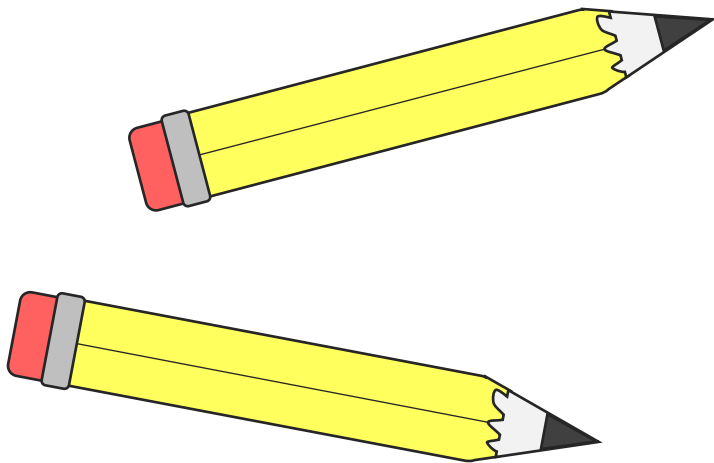
Please cut along the dotted line

PENCIL



P

PENCILS




P

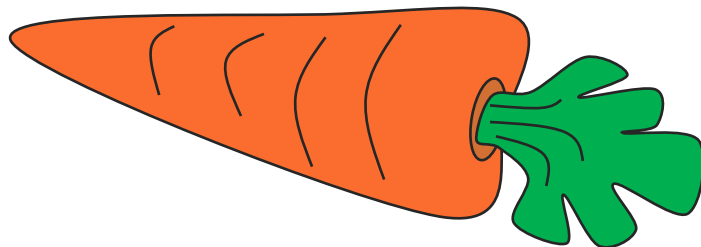
THERE IS OR THERE ARE GRAMMAR CARDS

Please cut along the dotted line

CARROTS




CARROT



THERE IS OR THERE ARE GRAMMAR CARDS

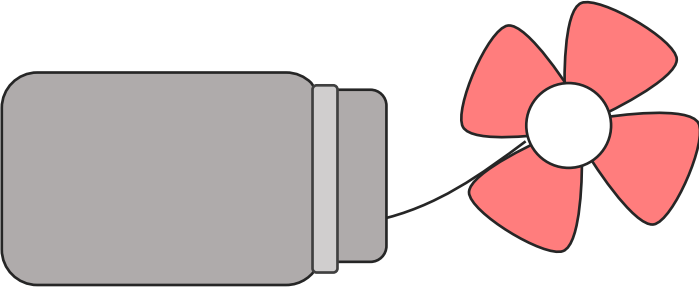
Please cut along the dotted line

FLOWERS



A grey vase with a white rim is shown on the left. Two flowers are in the vase: one red with five petals and one yellow with five petals. Both have white centers. The entire scene is enclosed in a rounded rectangle with a dotted border. A small 'P' logo with a circular arrow is in the bottom right corner.

FLOWER





A grey vase with a white rim is shown on the left. One red flower with five petals and a white center is in the vase. The entire scene is enclosed in a rounded rectangle with a dotted border. A small 'P' logo with a circular arrow is in the bottom right corner.



THERE IS OR THERE ARE GRAMMAR CARDS

Please cut along the dotted line

APPLE




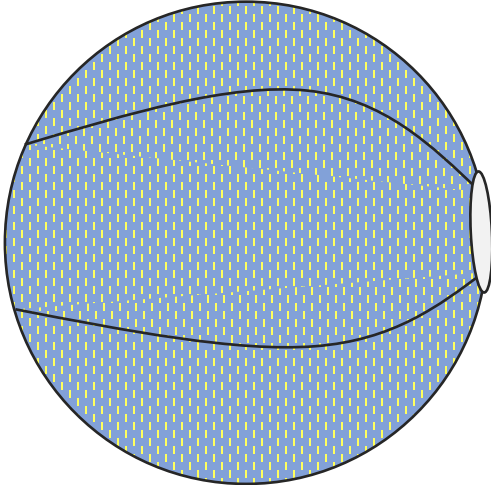
APPLES




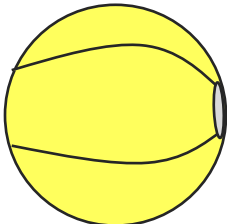
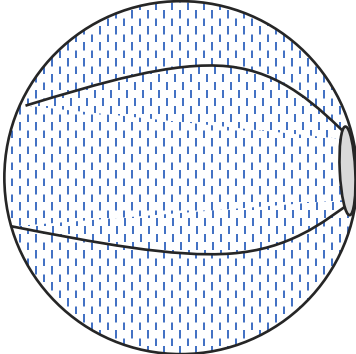
THERE IS OR THERE ARE GRAMMAR CARDS

Please cut along the dotted line

BALL



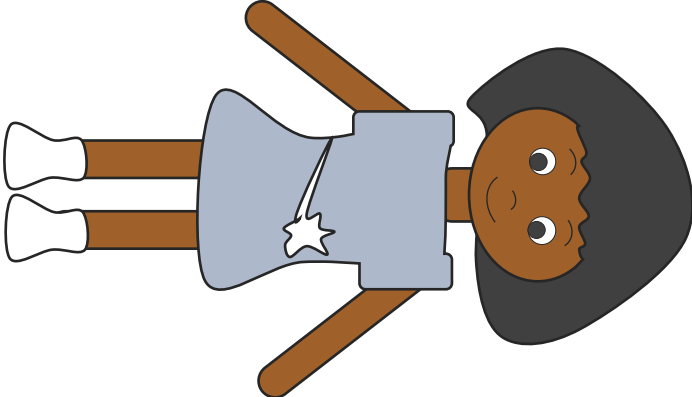
BALLS



THERE IS OR THERE ARE GRAMMAR CARDS


Please cut along the dotted line

DOLL



P

DOLLS

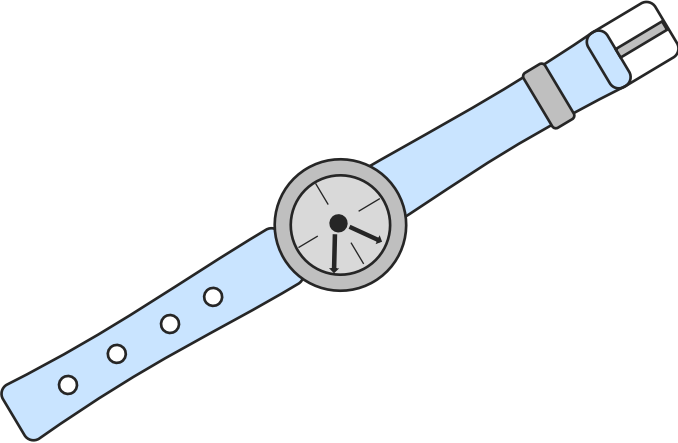


P

THERE IS OR THERE ARE GRAMMAR CARDS

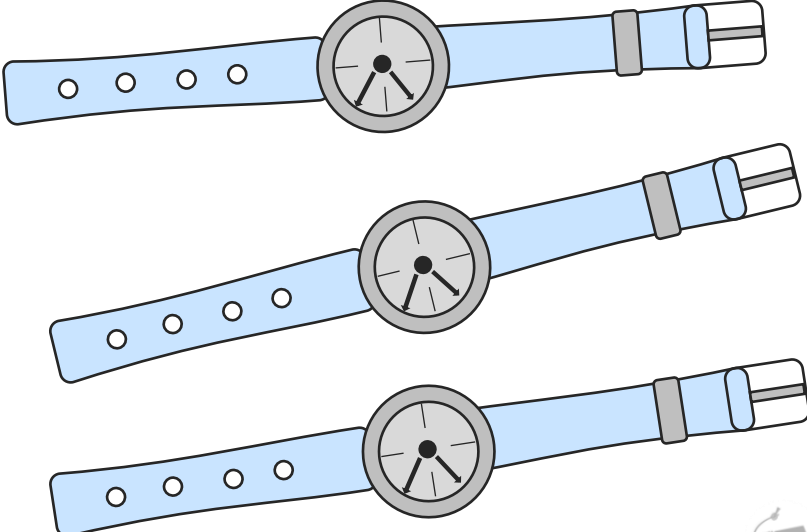
Please cut along the dotted line

WATCH



P

WATCHES

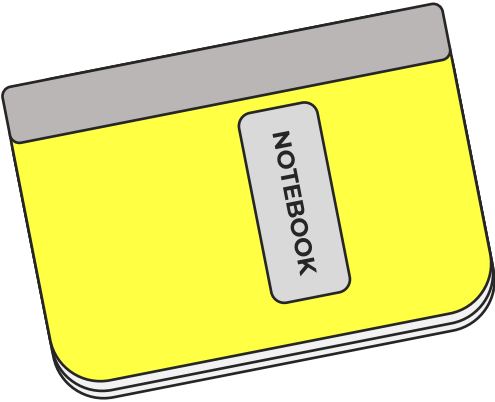


P

THERE IS OR THERE ARE GRAMMAR CARDS

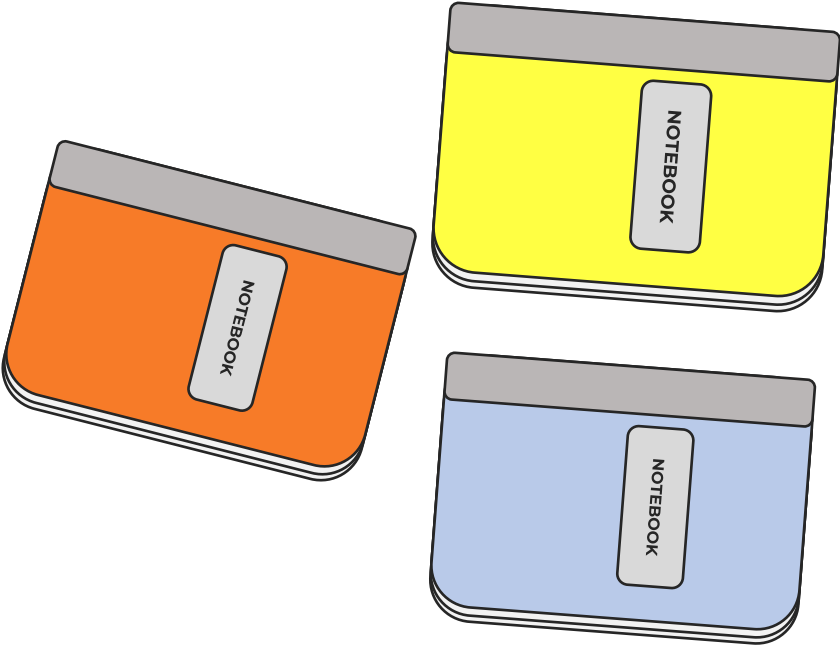
Please cut along the dotted line

NOTEBOOK



P

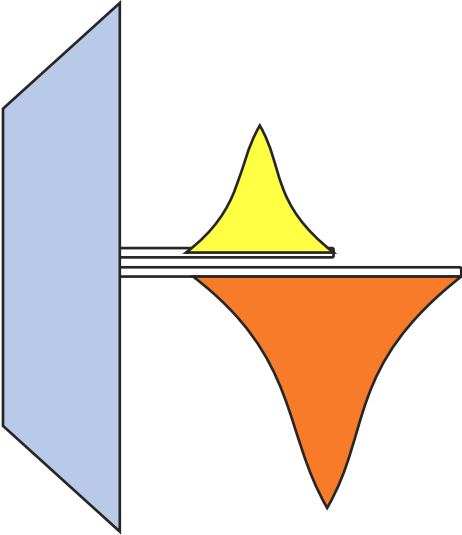
NOTEBOOKS



THERE IS OR THERE ARE GRAMMAR CARDS

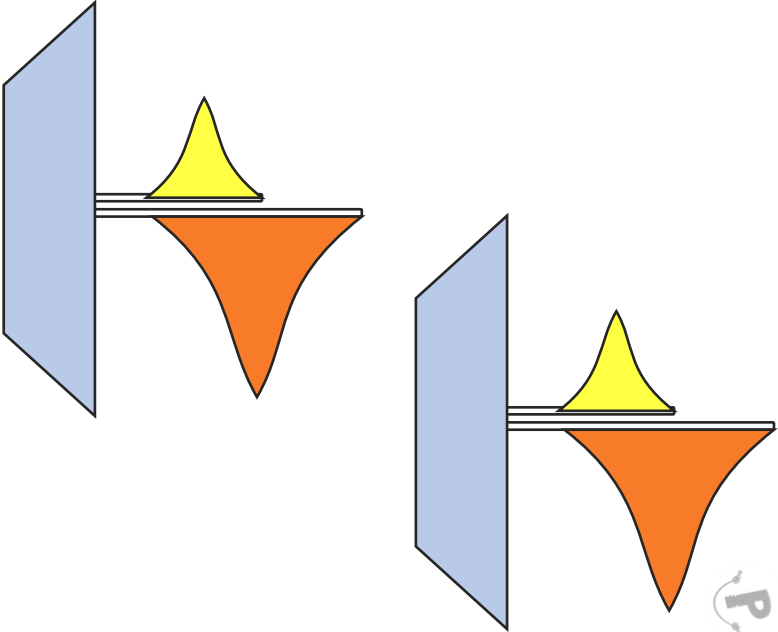
Please cut along the dotted line

SAILBOAT



A small 'P' logo with a circular arrow is located in the bottom right corner of the card.

SAILBOATS




A small 'P' logo with a circular arrow is located in the bottom right corner of the card.

THERE IS OR THERE ARE GRAMMAR CARDS

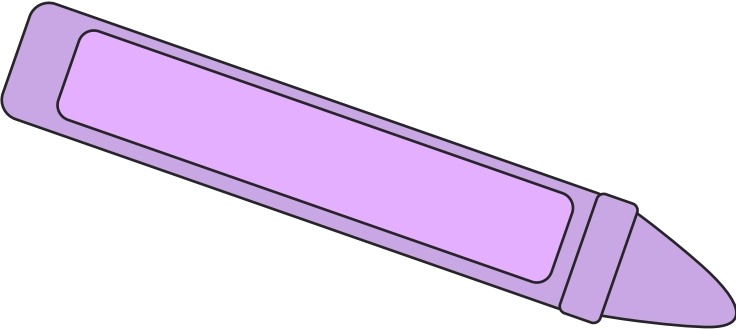
Please cut along the dotted line

CRAYONS



A card with a purple vertical bar on the left containing the word "CRAYONS" in white, bold, uppercase letters. To the right of the bar, four crayons are arranged: a yellow one at the top, a purple one below it, a blue one below that, and a red one at the bottom. A small grey "P" with a circular arrow is in the bottom right corner.

CRAYON



A card with a purple vertical bar on the left containing the word "CRAYON" in white, bold, uppercase letters. To the right of the bar, a single purple crayon is shown. A small grey "P" with a circular arrow is in the bottom right corner.